

দেশ আমার দায়িত্বও আমার

YOUTH MATTERS SURVEY 2023

Published on November 16, 2023

Led by
BYLC
Bangladesh
Youth Leadership
Center

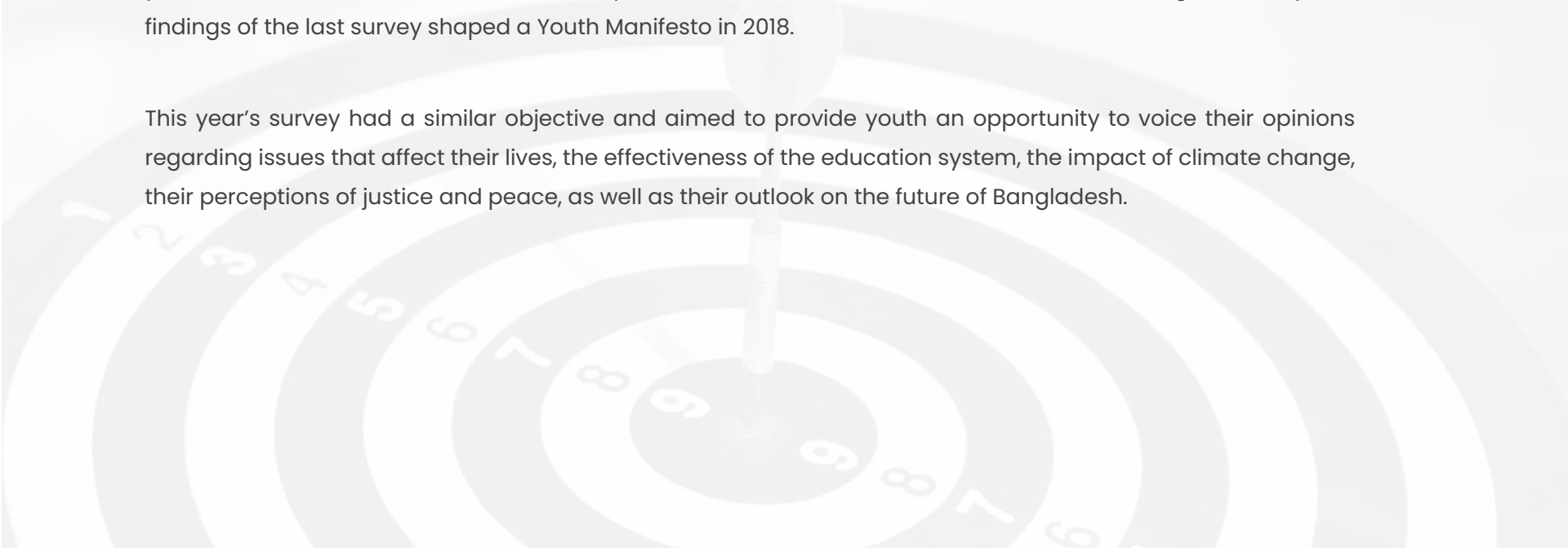
In collaboration with

Human Rights
Association of Bangladesh
Centre for Peace and Justice

Introduction and objective

BYLC conducts a survey every five years, especially before the national elections, for providing Bangladeshi youth the space to voice their aspirations and concerns about the present state and future of the country. This year, BYLC collaborated with BRAC University's Center for Peace and Justice (CPJ) for conducting the survey. The findings of the last survey shaped a Youth Manifesto in 2018.

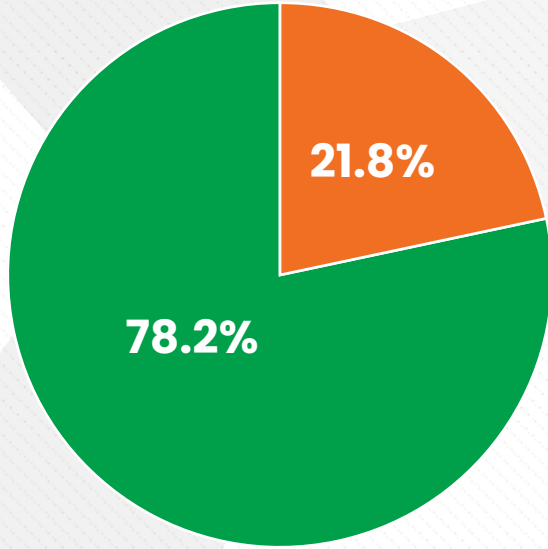
This year's survey had a similar objective and aimed to provide youth an opportunity to voice their opinions regarding issues that affect their lives, the effectiveness of the education system, the impact of climate change, their perceptions of justice and peace, as well as their outlook on the future of Bangladesh.



Methodology

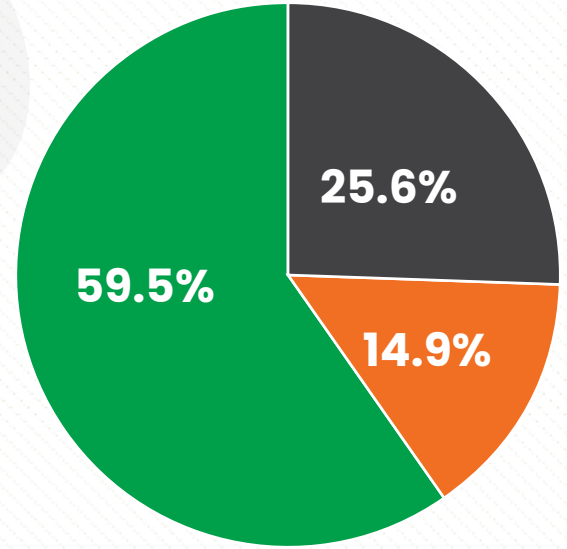
- The **exploratory survey** identified the perspectives of youth in Bangladesh, categorized as individuals aged **16-35**;
- Conducted via **social media platforms**, the survey gathered **5,609 responses** over **15 days**, using a **clustered sample** from all **administrative divisions**;
- The **structured questionnaire** consisted of **11 demographic and 22 thematic questions**;
- **Population proportion** and **internet usage scenarios** in the respective divisions determined the natural responses;
- **Ethical considerations** were prioritized, with informed consent and the safeguarding of respondents' identities.

Demographic details



Gender

Female Male



Area-wise responses

Urban Suburban Rural

31.4%



8.6%



6.2%



9.7%



5.4%



21.1%



11.0%



6.5%




Division-wise responses

 Dhaka

 Rangpur


 Sylhet

 Khulna

 Barishal

 Chattogram

 Rajshahi

 Mymensingh

Employment status

Demographic variable	Options	Frequency	Percentage (Note: The percentage has been calculated based on the overall sample size)		
			Male	Female	All
Employment status	Currently in study or training and not looking for a job	2,128	29.74	8.15	37.94
	Currently in training and looking for a job	221	3.14	0.80	3.94
	Currently studying and looking for a job	1,703	22.27	8.04	30.36
	Employed (full-time)	531	8.38	1.09	9.47
	Self-employed (full-time)	65	1.07	0.09	1.16
	Employed (part-time)	193	2.96	0.48	3.44
	Self-employed (part-time)	90	1.41	0.20	1.60
	Unemployed (NEET)	678	9.22	2.87	12.09
	Total	5,609	78.18	21.72	100

The background is a solid green color with a faint, semi-transparent image of a magnifying glass over several documents. The documents contain various data visualizations, including bar charts and line graphs, suggesting a focus on data analysis and research.

KEY FINDINGS



LIVELIHOOD



**CLIMATE
CHANGE**



HEALTH



EDUCATION



**DEMOCRACY,
INSTITUTIONS,
AND
GOVERNANCE**



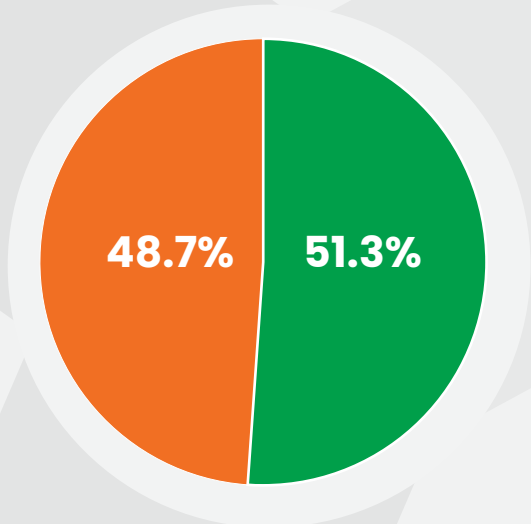
**PEACE
AND
JUSTICE**



MIGRATION



**INFORMATION
AND
PERCEPTION**



What career pathways are preferred by the youth?

Entrepreneurship Salaried employment

LIVELIHOOD

60.8%

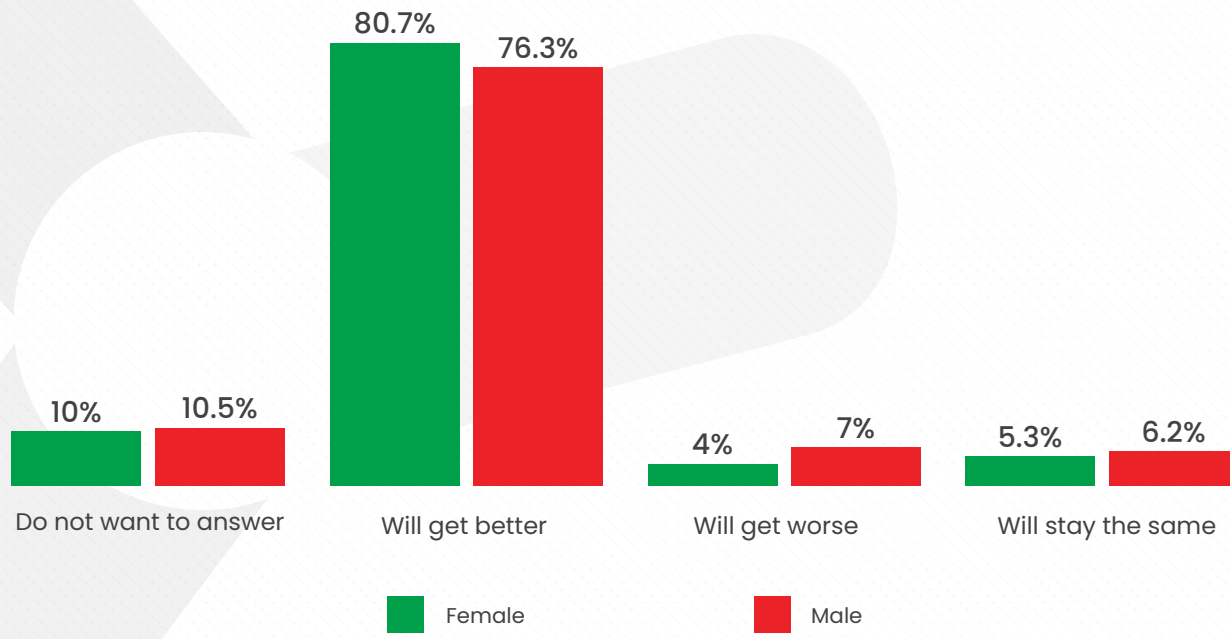
female participants aspire for salaried employment

62.3%

respondents who chose 'Salaried employment' are mostly interested in Government jobs

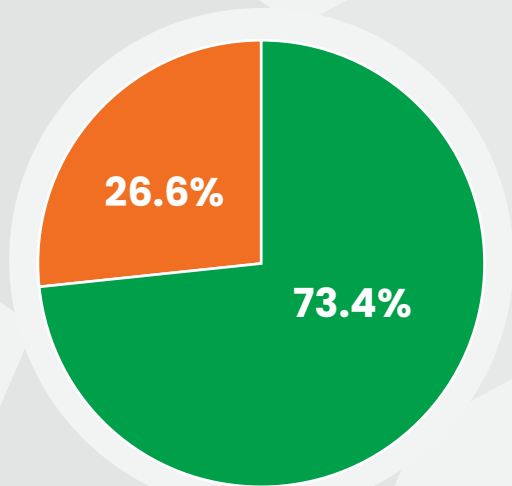
24.1%

respondents prefer Non-profit/NGO sector as their career choice



*Multiple responses

77.2% youth believe that their personal economic conditions will improve in the coming years



Have the youth faced any negative impact of climate change?

■ Yes

■ No

CLIMATE CHANGE

Percentage of respondents from different parts of the country

75.2%

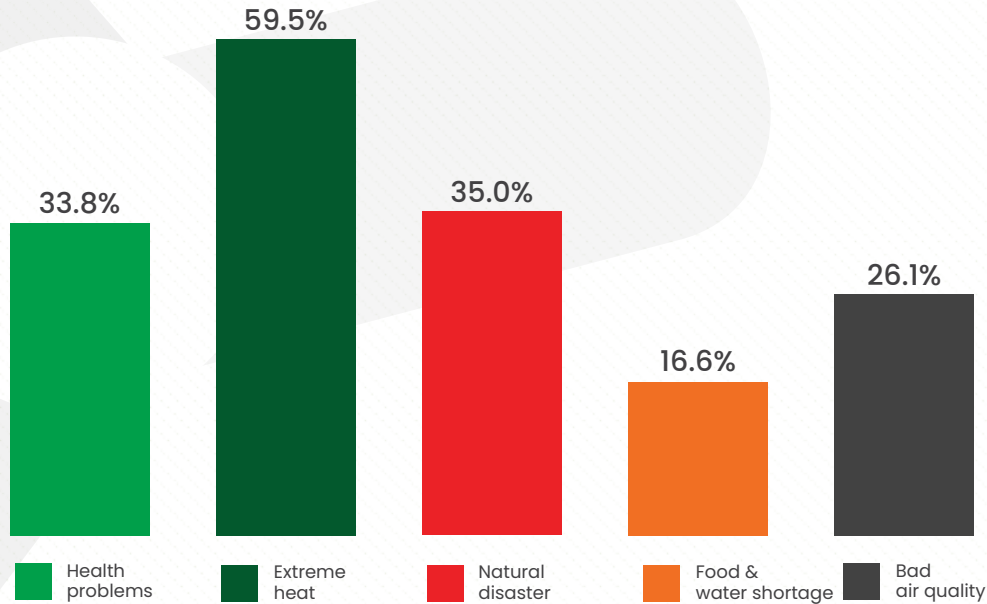
Suburban

74.1%

Urban

70.8%

Rural



*Multiple responses

Major factors affecting youth's experience of climate change

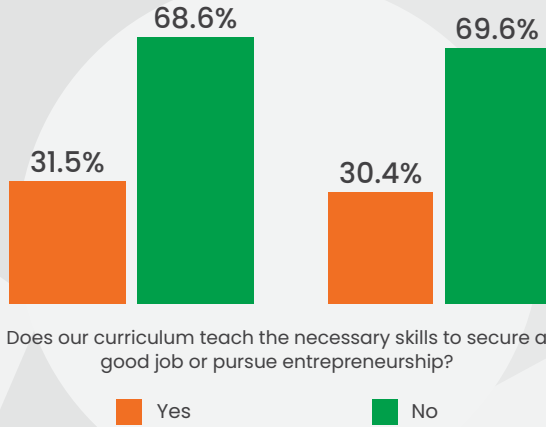
59.5%
Extreme heat

35%
Natural disaster

33.8%
Health problems

26.1%
Bad air quality

16.6%
Food & water shortage



Does our curriculum teach the necessary skills to secure a good job or pursue entrepreneurship?

Yes

No

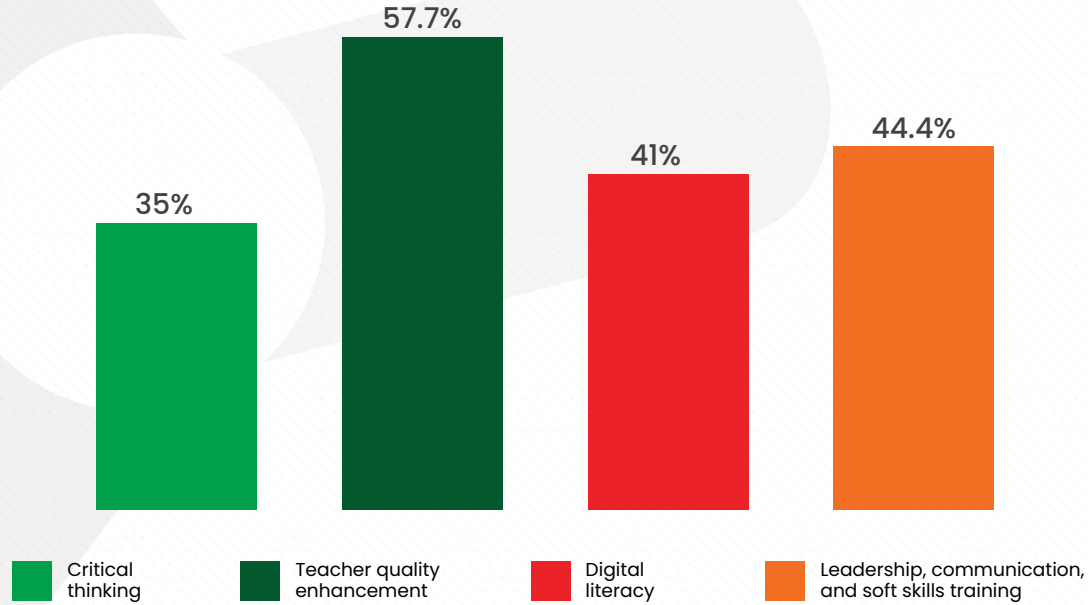
EDUCATION

68.6%

youth feel that the education system needs to improve to prepare them for jobs

69.6%

youth feel that the education system needs to improve to prepare them for entrepreneurship



*Multiple responses

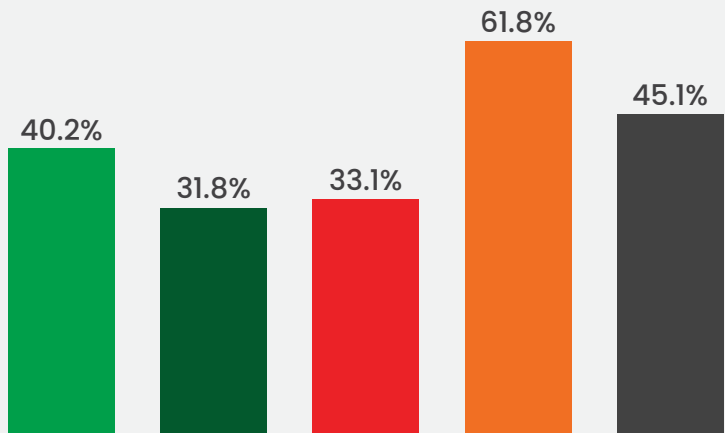
Main areas for education system improvement include

57.7%
Teacher quality
enhancement

44.4%
Leadership, communication,
and soft skills training

41%
Digital
literacy

35%
Critical
thinking



Main factors impacting physical and mental health

- Job insecurity
- Academic pressure
- Societal expectations
- Price hikes
- Socio-political & economic condition

*Multiple responses

HEALTH

Youth opinion on factors that positively contribute to their health and well-being

57.7%

Learning new skills

44.4%

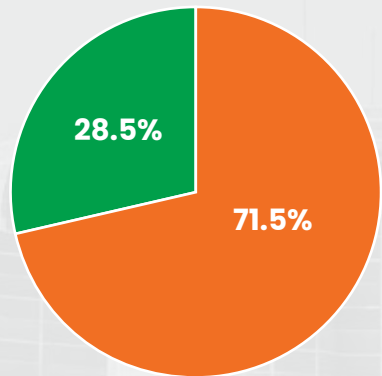
Supportive relationships

41%

Prioritizing self-care

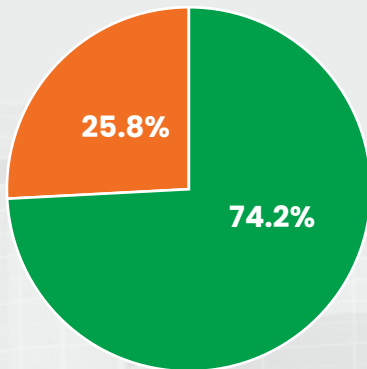
35%

Helping others



Do youth feel comfortable expressing their opinion on Social Media?

■ Yes



Are youth interested to vote in the next parliamentary election?

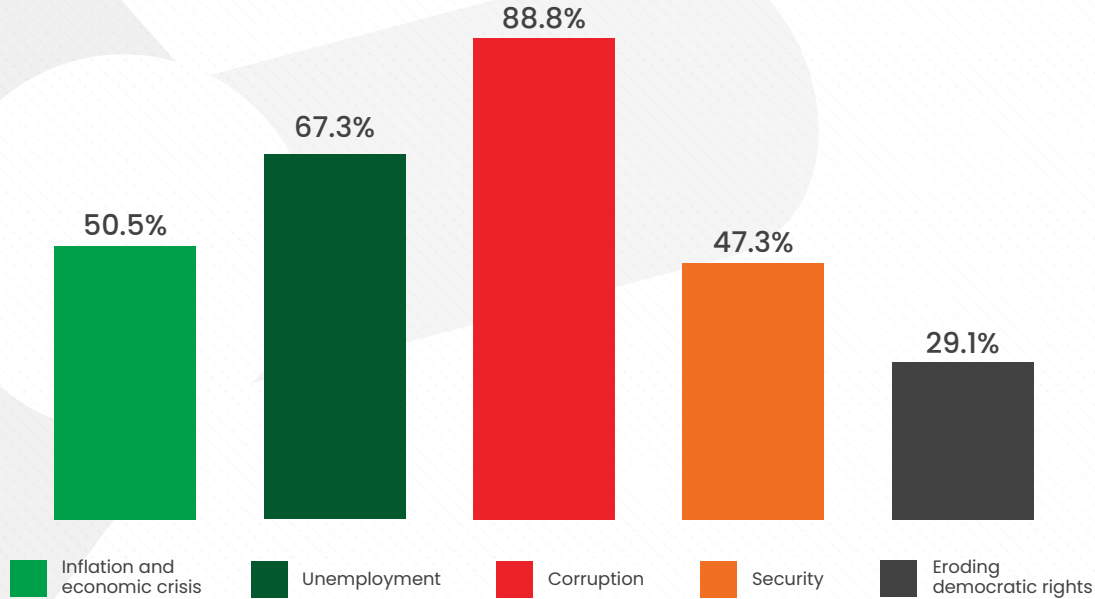
■ No

DEMOCRACY, INSTITUTIONS, AND GOVERNANCE

74.2%

youth are willing to cast their votes in the upcoming parliamentary election

71.5% youth do not feel safe while expressing their opinion on public platforms



*Multiple responses

Challenges identified by youth for Bangladesh's development

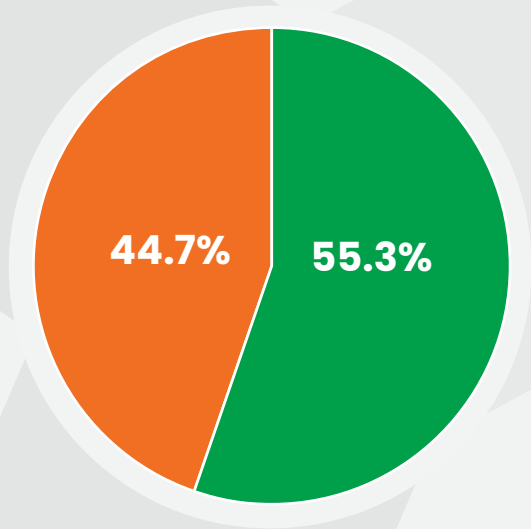
88.8%
Corruption

67.3%
Unemployment

50.5%
Inflation and
economic crisis

47.3%
Security

29.1%
Eroding
democratic rights



Is Bangladesh a peaceful country?

Yes

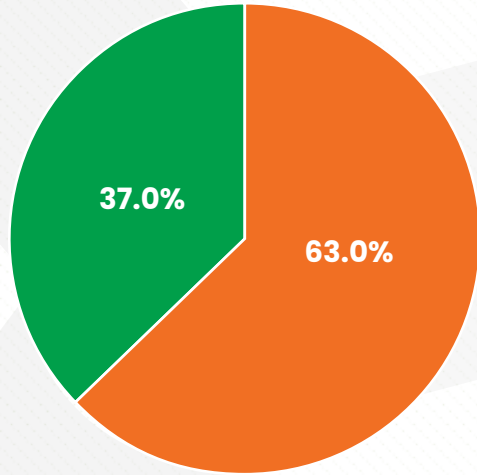
No

PEACE AND JUSTICE



44.7%

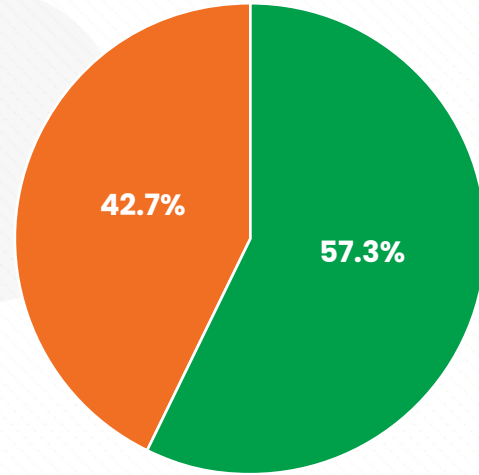
agreed that Bangladesh is a peaceful country



Has peace increased in the past five years?

 Yes

 No



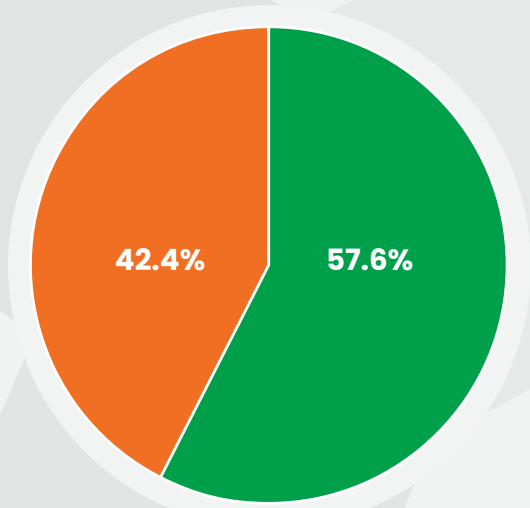
Has the state of justice deteriorated in the last five years?

 Yes

 No

63% youth feel that peace has deteriorated in the last 5 years

57.3% youth feel that justice situation deteriorated in the last 5 years



Do the youth plan to move abroad?

Yes

No



MIGRATION

42.4% youth plan to settle abroad



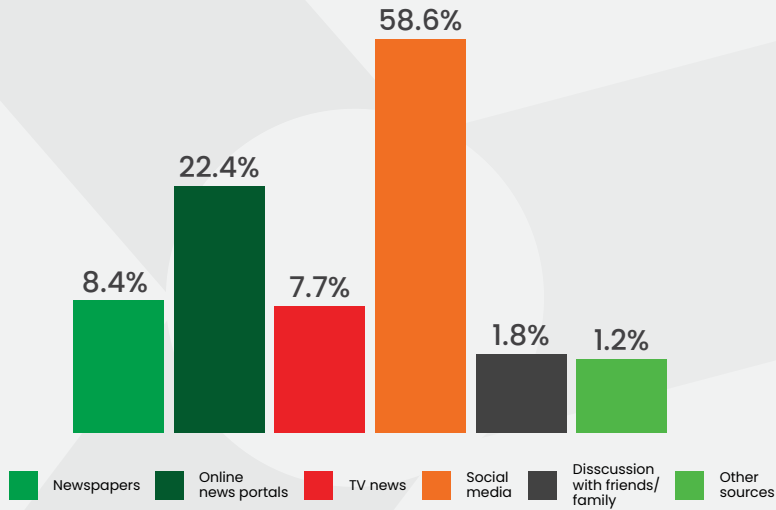
Factors influencing youth's migration decision

*Multiple responses

85.5% youth are willing to return to the country if these concerns are resolved



INFORMATION AND PERCEPTION



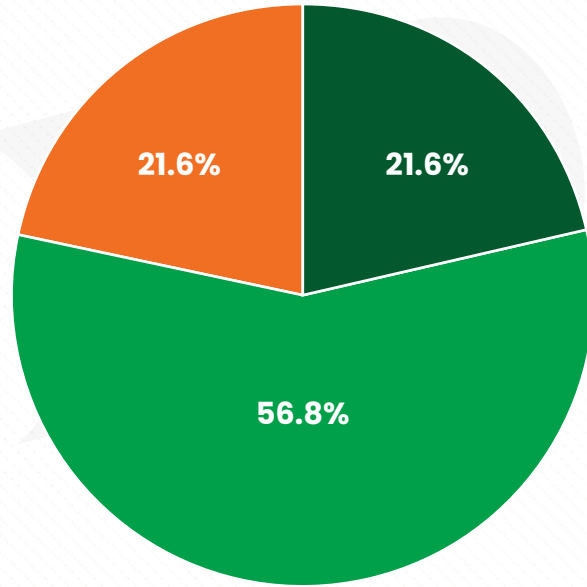
Source of information for youth

58.6%

youth receive information from social media

22.4%

youth receive information from various online news portals



Neutral Positive and hopeful Negative and pessimistic

56.8% youth are positive and hopeful about the future of Bangladesh based on the information they receive

The Youth Matters Survey was conducted collaboratively by Dr. M Sanjeeb Hossain, Arafat Reza, Tasnia Khandaker, Hossain M Omar Khayum, and Al Muktadir Elahi Esmam from BRAC University's Center for Peace and Justice (CPJ) and Tahsinah Ahmed, Imtiaj Uddin Ahmed, Abul Khayer Shajib, Sakir Ahmed from Bangladesh Youth Leadership Center (BYLC).

November 2023

Copyright © Bangladesh Youth Leadership Center

www.bylc.org

